



Parts Manual For N14 Plus Engines



455 Series Housing Assemblies

Cummins P/N	Jacobs P/N	Description
----------------	---------------	-------------

3871622	455B, 12 VDC, S/L	
3871623	455B, 24 VDC, S/L	
3871624	455B, 24 VDC, D/L	
3411465	455C, 12 VDC, S/L	
3411466	455C, 24 VDC, D/L	

III. Cummins No.	P/N	Description	Qty./Housing 455B	455C
---------------------	-----	-------------	----------------------	------

1	3871373	Control valve retain. ring	2	2
2	3412330	Control valve cover	2	2
3	3871366	Outer cont. valve spring	2	2
4	3871345	Inner cont. valve spring	2	2
5	3871364	Control valve collar	2	2
6	3871393	Control valve spool assy.	2	2
7	3871634	Solenoid harness	1 ²	1 ²
8	3871707	Solenoid valve, 12V, SL	1	1
NI	3871708	Solenoid valve, 24V, S/L	1	1
NI	3871709	Solenoid valve, 24V, D/L	1	1
9	3871638	Upper seal ring	1	1
10	3871217	Center seal ring	1	1
11	3871218	Lower seal ring	1	1
12	3871699	Robo-Lash™ assy. ³	2	
12	3411473	Robo-Lash™ assy. ³		2
13	3871641	Hex nut ²	2	2
14	3871642	Slave piston	2	2
15	3871643	Outer slave piston spring	2	2
16	3871644	Inner slave piston spring	2	2
17	3871645	Slave piston spring ret.	2	2
18	3871526	Slave piston retain. ring	2	2
19	3073972	Electrical connector ⁴	1	1
NI	3073974	Electrical conn., D/L ⁴	1	1
20	3871646	Master piston	2	2
21	3871561	Flat spring	2	2
22	3871208	Plain washer	2	2
23	3871248	Hex head cap screw	2	2

¹ Previous Model 455A has been discontinued. Model 455A can be upgraded to Model 455B by using current Robo-Lash™, P/N 3871699.

² For applications using 24 V dual-lead (D/L) solenoids, two Solenoid harnesses are required per engine brake housing.

³ The Robo-Lash™ assembly includes hex nut, P/N 3871641.

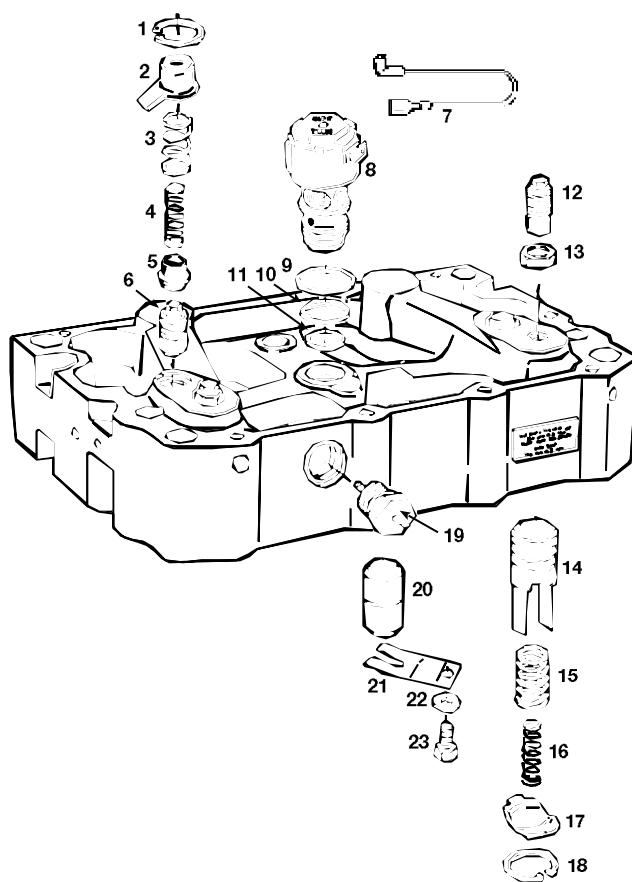
⁴ Cummins P/N 3073972 has an "O" ring; use Parker No. 3-908 or equivalent for replacement.


S/L = Single Lead
D/L = Dual Lead
NI = Not Illustrated

Application Notes

Models 455B¹ and 455C CBrake by Jacobs™ engine retarders are designed and approved for use on Cummins N14 Plus engines. Information in this manual was current at the time of printing and is subject to change without notice or liability.

Refer to Cummins Bulletins and instructional literature for specific application information.

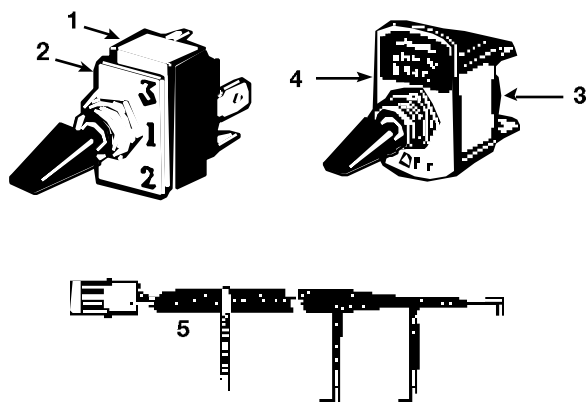




Attaching Parts

III. Cummins No.	Cummins P/N	Jacobs P/N	Description	Quan./ Group
1	205643	019295	Mounting screw	6
2	3871481	016846	Brake housing gasket	1

Control Groups CELECT™ Plus Engines

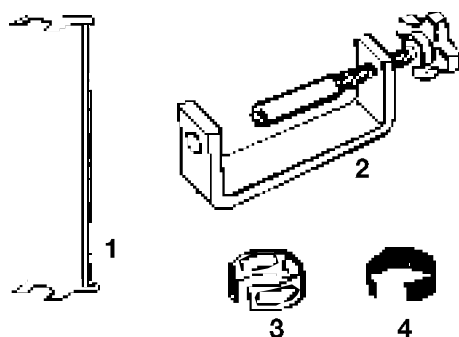


III. Cummins No.	Cummins P/N	Jacobs P/N	Description	Quan./ Group
3871647 020853 Cab Control Group				
1	3871460	016265	3-position switch	1
2	3871265	002959	3-position dash plate	1
3	3871648	019408	ON/OFF switch	1
4	3871244	001305	ON/OFF dash plate	1
NI	3871650	020861	Wiring diagram	1
Engine Control Group				
5	3871652	020800	Harness	1
NI	3871653	020868	Ground wire, D/L	1

NOTE:

CONTROLS INSTALLED BY VEHICLE OEMS
MAY BE DIFFERENT THAN CONTROLS
SUPPLIED BY CUMMINS.

Service Parts



III. Cummins No.	Cummins P/N	Jacobs P/N	Description
1	3871534	017685	Feeler gage, 0.023" (0.584 mm)
2	3871654	017397	Slave piston removal tool
3	3871655	020228	Solenoid screen retainer
4	3871656	020227	Solenoid screen
NI	3871657	020923	Tune-up kit



Cummins Engine Company, Inc.
Box 3005
Columbus, IN 47202-3005
U.S.A.

CELECT™ is a trademark of
Cummins Engine Company, Inc.
Bulletin 3698822
Printed in U.S.A. 11/97
© 1997 Cummins Engine Company, Inc. and
Jacobs Vehicle Systems, Inc.

CBrake by Jacobs™ is a trademark of
Cummins Engine Company, Inc. and
Jacobs Vehicle Systems, Inc.

Jacobs P/N 020871D