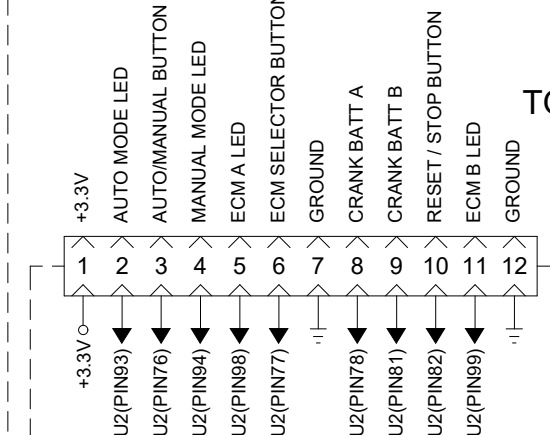


**FPDP GEN II**

CS P/N A042G184  
SS P/N A042G186

**TO OVERLAY**

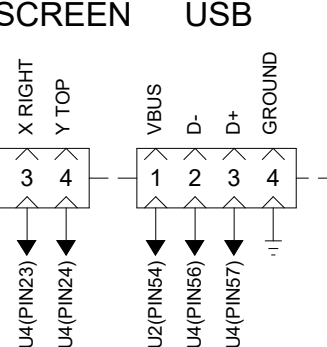


POWER LED 1  
HEARTBEAT LED 2

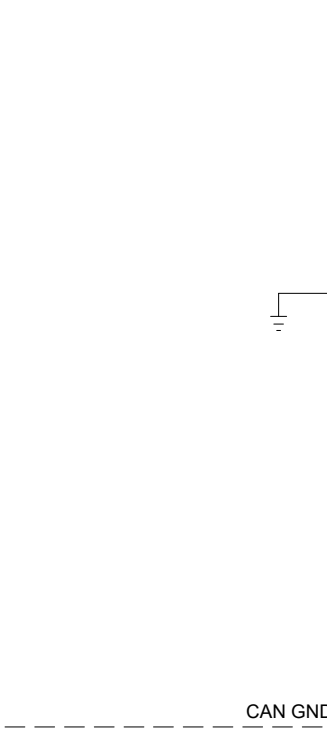
P/N A042G195  
DISPLAY BOARD

- TERMINAL BLOCK LEGEND**
- TB1 AUTO/MANUAL
  - TB2 CRANK TERMINATION SWITCH
  - TB3 OVERSPEED SWITCH
  - TB4 LOW LUBRICANT PRESSURE SWITCH
  - TB5 HIGH ENGINE TEMPERATURE SWITCH
  - TB6 BATTERY 1 POSITIVE
  - TB8 BATTERY 2 POSITIVE
  - TB9 MAIN BATTERY CONTACT 1 COIL
  - TB10 MAIN BATTERY CONTACT 2 COIL
  - TB11 COMMON BATTERY 1 AND 2 NEGATIVE
  - TB301 ELECTRONIC CONTROL MODULE SWITCH
  - TB302 FUEL INJECTION MALFUNCTION
  - TB303 ELECTRONIC CONTROL MODULE WARNING
  - TB304 ELECTRONIC CONTROL MODULE FAILURE
  - TB310 RAW WATER HIGH INLET TEMPERATURE
  - TB311 CLOGGED RAW WATER COOLANT LOOP STRAINER
  - TB312 LOW ENGINE TEMPERATURE SWITCH

**TO LCD TOUCHSCREEN**




**TO LCD**



**TO PUMP CONTROLLER**



P/N A042G196  
POWER BOARD



P/N A042G197



P/N A042B041/42



DPEM



UNLESS OTHERWISE SPECIFIED ALL DIMENSION TOLERANCES ARE:

ANGULAR DIMENSIONS ± 1°	IMPERIAL UNITS	METRIC UNITS
0.005	0.0005	0.0127
0.010	0.0010	0.0254
0.020	0.0020	0.0508
0.050	0.0050	0.1270
0.100	0.0100	0.2540
0.200	0.0200	0.5080
0.500	0.0500	1.2700
1.000	0.1000	2.5400
2.000	0.2000	5.0800
5.000	0.5000	12.7000
10.000	1.0000	25.4000
20.000	2.0000	50.8000
50.000	5.0000	127.0000
100.000	10.0000	254.0000
200.000	20.0000	508.0000
500.000	50.0000	1270.0000
1000.000	100.0000	2540.0000

THIRD ANGLE PROJECTION



DATE: 22 NOV 2016  
INIT ECO: 2016-694

DWG UNITS: INCH/LB/S  
SCALE: SHEET 1 OF 2  
EST WEIGHT:

DRAWN BY: KAK  
AUTO CAD  
DRAWING NO: A042J128

PROPERTY OF Cummins NPower LLC and is loaned to the receiver in confidence. The receiver by receiving and retaining of the document accepts the document is confidential and proprietary information and shall not be disclosed or used for any purpose other than that intended by the sender. If you are not the intended recipient, you should not disseminate, distribute or copy this document. If you have received this document in error, please notify the sender immediately by e-mail at cumminsnpower@cummins.com. All rights reserved. © 2016 Cummins NPower LLC.

CUMMINS NPower LLC  
CORPORATE OFFICE  
1600 BLUEVALE ROAD  
WHITE BEAR LAKE, MN  
WWW.CUMMINSNPOWER.COM

CUSTOM DESIGN AND  
UPFIT CENTER  
875 LAWRENCE DRIVE  
DEPUE, WISCONSIN

SCHEMATICS, OVERALL, CFP50  
FPDP GEN II

DATE: 22 NOV 2016  
INIT ECO: 2016-694

DWG UNITS: INCH/LB/S  
SCALE: SHEET 1 OF 2  
EST WEIGHT:

DRAWN BY: KAK  
AUTO CAD  
DRAWING NO: A042J128

PROPERTY OF Cummins NPower LLC and is loaned to the receiver in confidence. The receiver by receiving and retaining of the document accepts the document is confidential and proprietary information and shall not be disclosed or used for any purpose other than that intended by the sender. If you are not the intended recipient, you should not disseminate, distribute or copy this document. If you have received this document in error, please notify the sender immediately by e-mail at cumminsnpower@cummins.com. All rights reserved. © 2016 Cummins NPower LLC.

CUMMINS NPower LLC  
CORPORATE OFFICE  
1600 BLUEVALE ROAD  
WHITE BEAR LAKE, MN  
WWW.CUMMINSNPOWER.COM

CUSTOM DESIGN AND  
UPFIT CENTER  
875 LAWRENCE DRIVE  
DEPUE, WISCONSIN

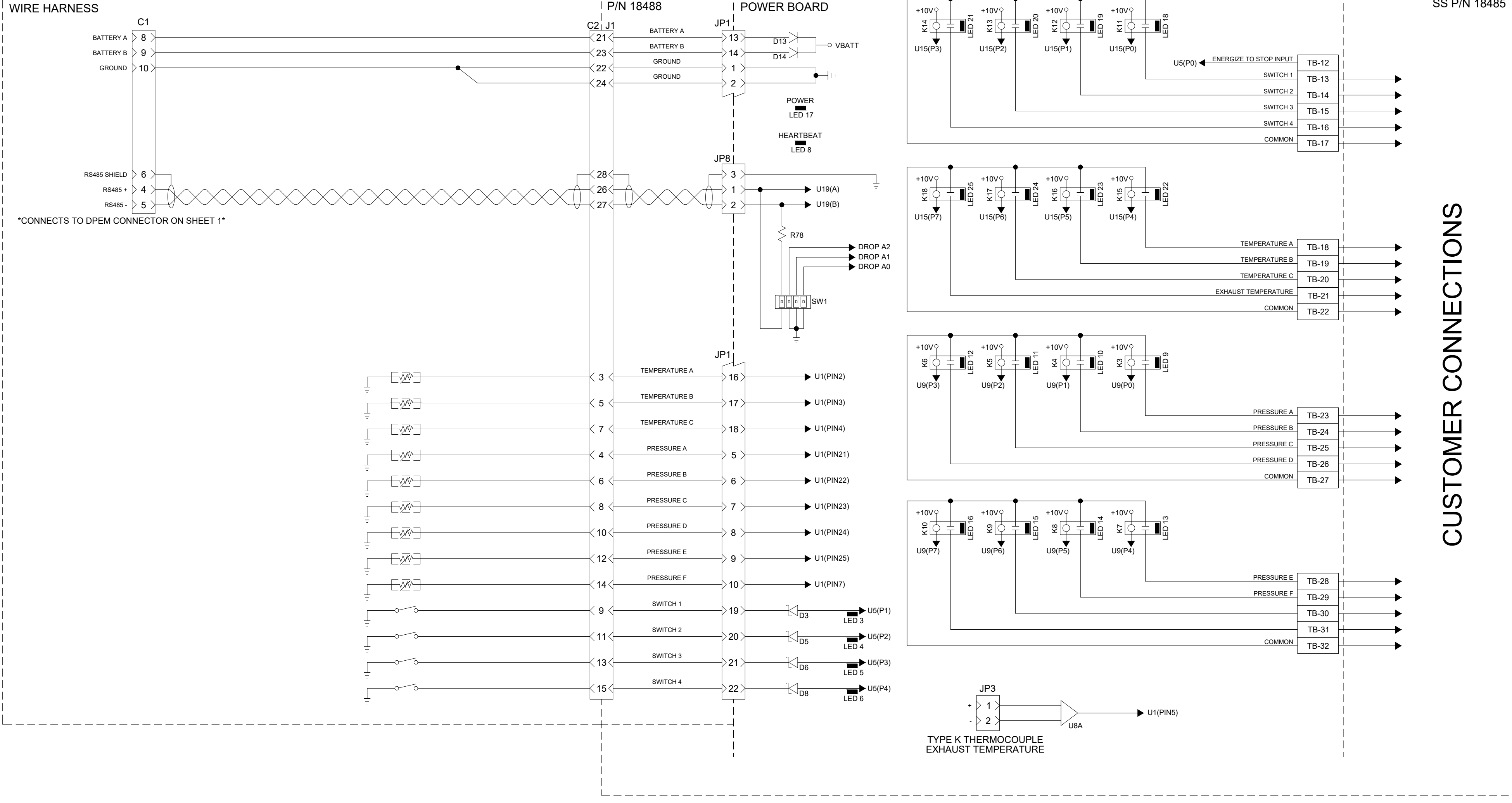
SCHEMATICS, OVERALL, CFP50  
FPDP GEN II

DATE: 22 NOV 2016  
INIT ECO: 2016-694

DWG UNITS: INCH/LB/S  
SCALE: SHEET 1 OF 2  
EST WEIGHT:

DRAWN BY: KAK  
AUTO CAD  
DRAWING NO: A042J128

DPEM OPTION



CUSTOMER CONNECTIONS

This document contains confidential and trade secret information. It is the property of Cummins NPower LLC and is loaned to the recipient in confidence. The recipient, by receiving and retaining this document, accepts the responsibility to maintain and protect this information as confidential. It is not to be disclosed, copied, or otherwise made available to any third party without the prior written consent of Cummins NPower LLC. If you are not an authorized recipient, you should not disseminate this information. If you are an authorized recipient, you should not disseminate this information to any third party without the prior written consent of Cummins NPower LLC. If you are not an authorized recipient, you should not disseminate this information to any third party without the prior written consent of Cummins NPower LLC.

**Cummins NPower**  
 CUMMINS NPOWER LLC  
 CORPORATE OFFICE  
 1600 BLUEVALE ROAD  
 WHITE BEAR LAKE, MN  
 WWW.CUMMINSNPOWER.COM

CUSTOM DESIGN AND  
 UPTI CENTER  
 875 LAWRENCE DRIVE  
 DEPERE, WISCONSIN

**SCHMATICS, OVERALL, CFP50**  
**FPDP GEN II**

UNLESS OTHERWISE SPECIFIED ALL DIMENSION TOLERANCES ARE:  
 ANGULAR DIMENSIONS ± 1°  
 THIRD ANGLE PROJECTION

IMPERIAL UNITS	METRIC UNITS
INCH/LB/S	MM/KG/S
SCALE:	SCALE:
EST WEIGHT:	EST WEIGHT:

DWG UNITS:	DRAWN BY: KAK	DATE: 22 NOV 2016
SCALE:	<b>AUTO CAD</b>	INIT ECO: 2016-694
SHEET 2 OF 2	DRAWING NO: A042J128	

A	2019-037	ADDED TO LEGEND CORRECTED OSS SWITCH TO B+	JF	24/JAN/2019
REV	ECO	DESCRIPTION OF REVISION	BY	DATE